

Domekt R 500 V

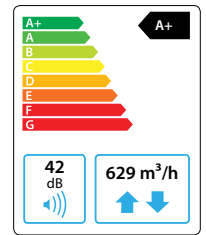
Maximal air flow, m ³ /h	629
Unit weight, kg	113
Supply voltage, V	1~230
Maximal operating current, A	HE 7,3
Thermal efficiency of heat recovery, %	85
Reference flow rate, m ³ /s	0,122
Reference pressure difference, Pa	50
SPI, W/(m ³ /h)	0,21
Filters dimensions BxHxL, mm	540x260x46
Electric power input of the fan drive at reference flow rate, W	47
Electric power input of the fan drive at maximum flow rate, W	107
Electric air heater capacity, kW / Δt, °C	1 / 6,3
Control panel	C6.1 / C6.2
Maintenance space, mm	1050



C6.1



C6.2



Acoustic data

A-weighted sound power level L_{WAr} dB(A) at reference flow rate

Supply inlet	52
Supply outlet	60
Exhaust inlet	52
Exhaust outlet	60
Casing	42

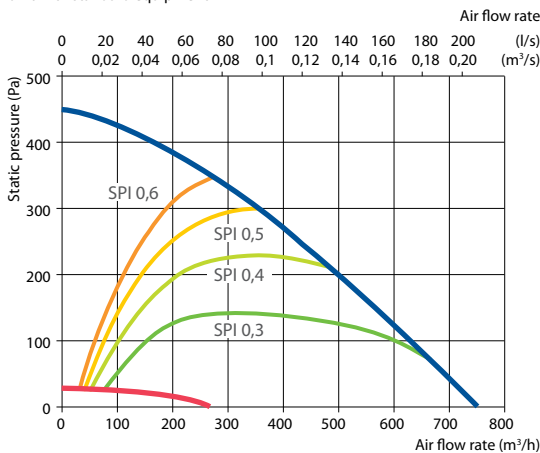
A-weighted sound pressure level L_{pAr} dB(A)

10 m² normally isolated room, distance from casing – 3 m.

Surroundings	31
--------------	----

Performance

Unit with standard equipment

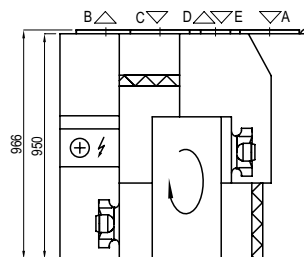


Temperature efficiency

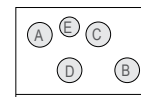
	Winter					Summer		
Outside temperature, °C	-23	-15	-10	-5	0	25	30	35
After heat exchanger, °C	15,3	16,5	17,2	18,0	18,7	22,5	23,2	24,0

indoor +22°C, 20 % RH

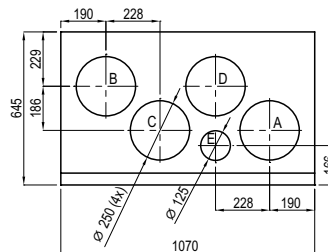
Shown as left (L1)



Shown as right (R1)



- A outdoor intake
- B supply air
- C extract indoor
- D exhaust air
- E additional extraction connection (by-pass – extraction without heat recovery)



Accessories (p. 123)

Closing damper	AGUJ-M-250+LF230/LM230
	A/D AGS-250-50-600-M
Silencer	B/C AGS-250-50-900-M
Water heater	DH-250
PPU	PPU-HW-3R-15-0,63-W1

2-way valve (water heater)	VVP47.10-0,63
Water cooler	DCW-0,5-3 / DHCW-250
2-way valve (water cooler)	VVP47.15-2,5
DX cooler	DCF-0,5-3
Cooling unit	MOU-12HFN8+KA8140